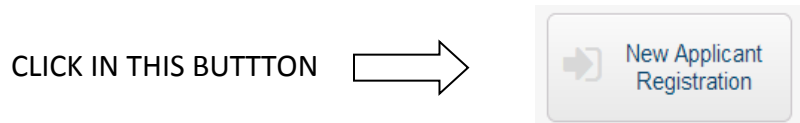


HOW TO APPLY

- A. Open College Website <http://www.dewanhatmahavidyalaya.in>
- B. Open Online Admission Portal . The following page will be opened

Steps to apply online

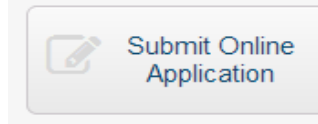

1. Register your mobile no to get user ID and password through SMS.



Fill up all necessary field in the online application form and save it finally.

2. Upload your photo & submit application.

CLICK ON THIS BUTTON



APPLICANT LOGIN (Submit Online Application Now)

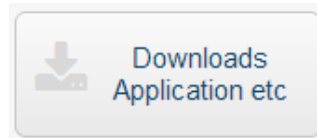

Mobile Number (10 digits)	<input type="text" value="10 digits mobile number (required)"/>	*
Login User ID	<input type="text" value="check your SMS or Email inbox"/>	*
Password	<input type="text" value="check your SMS or Email inbox"/>	*

Submit

Important :
If the Applicant is already registered, enter the Registered Mobile Number, User Id and Password received through SMS or EMAIL, and click on SUBMIT to Login.

3. Download copy of submitted application and online fee payment receipt (if already paid)

CLICK ON THIS BUTTON



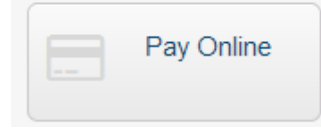

DOWNLOAD SUBMITTED APPLICATION / ONLINE PAYMENT RECEIPT

Mobile Number (10 digits)	<input type="text" value="10 digits mobile number (required)"/>	*
Verification Code	<input type="text" value="15479716"/>	
Enter Verification Code	<input type="text" value="enter above verification code here"/>	*

Submit

Important :
If the Applicant is already registered, and Online Application Data is submitted, then enter the Registered Mobile Number and CLICK on SUBMIT button to download submitted application. If Application fees is not paid then application form can't be downloaded.

4. **How to pay online.**
CLICK ON THIS BUTTON



 **ONLINE PAYMENT (Application Fee For Online Admission)**

Mobile Number (10 digits)	<input type="text" value="10 digits mobile number (required)"/>
Verification Code	<input type="text" value="97695898"/>
Enter Verification Code	<input type="text" value="enter above verification code here"/>

Submit

Important :

If the Applicant is already registered, and Online Application Data is submitted, then enter the Registered Mobile Number and CLICK on SUBMIT button to pay Online for Application Registration Fee.

Enter your register mobile number and verification code and click on Submit button . It will connect to the online payment gateway service provider page. Follow the on screen instruction for successful payment through online.